


Year 1 Newsletter

Friday 13th September 2024

Dear Parent / Carer,

In English lessons this week, we have been focusing on writing using a 'high five' sentence (1. Capital letters, 2. Finger spaces, 3. Full stops, 4. Makes sense, 5. Neat school handwriting). These important 5 aspects are the Year 1 Autumn writing targets.

During Phonics lessons, we have been recapping the Phase 3 phonemes. Our tricky words for the week have been: what, when, he, she, we, be, me, have and love. These are the words the children need to be able to sight read. An overview of the phonics taught this week is attached to your child's Home Learning Folder.



In Maths, we have been finding different ways to represent a number through counters, objects, jottings and written digits. Next week, we will be finding one more and one less than a number and showing this in lots of different ways.

In Geography we have been looking at different types of maps such as street maps, bus routes and world maps and have been comparing the similarities and differences. We have used directional language to help us create our own 'messy map' of our classroom. Next week, we will be exploring the different features of the school grounds.

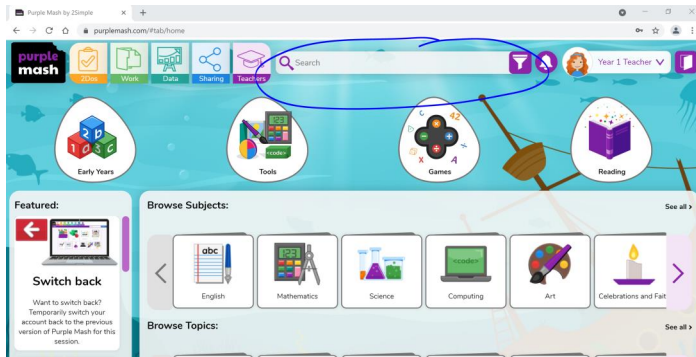
This week your child has been sent home with their 'Home Learning folder'. This is the system we use in Year 1 for homework. As part of the Home Learning, we will be setting weekly activities on Purple Mash. Your child's Purple Mash log-in details are attached to the back page of their orange Home-School book. This week, the Purple Mash challenge is to log into your account and send your class teacher an email about something you have got up to at the weekend. Please see the attached 'How to send an e-mail' guide to help you do this. Additionally, you can also watch our online guide on our [website](#).

Alongside Purple Mash, we will be continuing to use your child's Seesaw account throughout Year 1. Seesaw will be used to inform you of work completed in class along with any special events or activities that have taken place throughout the week. If you have any questions regarding logging into Purple Mash or Seesaw, then please ask via your child's home/schoolbook.

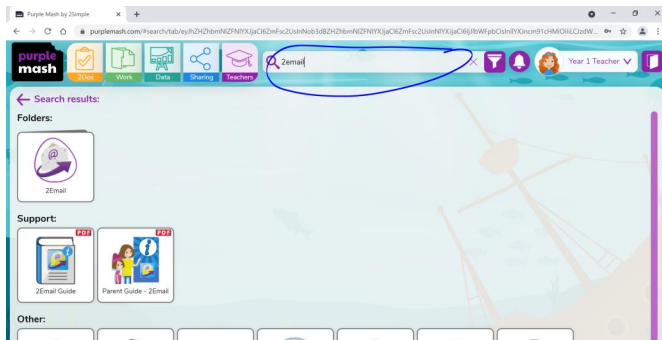
Many Thanks
Miss Hepworth and Miss Nicholson

How to send your teacher an email using 2email on Purple Mash

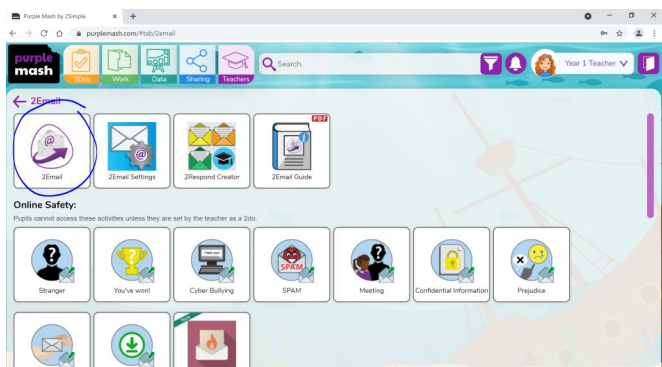
1. Once you have signed in, click the search bar on the homepage as shown below:



2. Type '2email' and then click on the 2email icon:



3. Again, click on the 2email icon:



4. To compose a new email, click on "Write Email".



5. Follow these steps:

1. Type in the name of your teacher's email:

Year 1 teacher

2. Let the teacher know what your email is about by typing in the 'subject' box. For example, you might type 'Homework' if it is about your homework.
3. Type a message to your teacher. Remember to use capital letters and full stops.
4. When you have finished your email, press send.

