

## Reception Newsletter

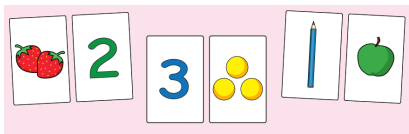
Friday 15<sup>th</sup> November 2024

Dear Parents/Carers,

In Literacy this week, we have learnt the sounds **ff**, **ll**, **ss** and **j**. We have learnt to read and spell words with these sounds in them such as huff, hill and fuss. We have learnt to read the tricky word **as** and recapped the tricky words **I**, **the** and **is**. On the reverse of this letter are all of the words that your child should be working towards reading independently. Throughout the week, we have been encouraging children to label their models and write captions to go with pictures. Next week, we will continue to learn new sounds and words.

Once your child begins to develop in confidence at the skill of blending, they will be given a book to read at home. This book is fully decodable and can be used to practise the skill of blending the sounds together to help them read each word. They will also bring home a library book each Wednesday. This book is a book to share with an adult as they talk about the story, discuss what is happening in the pictures and make predictions about what might happen next. Reading and sharing both books at home will help them to work towards becoming a more fluent reader throughout the year. Please could your child's reading scheme book be returned in their plastic reading packet each day as these books are also shared at school. If you would like any further information on our Little Wandle reading scheme please just ask by writing in your child's home/school book or visit the Little Wandle website at [www.littlewandlelettersandsounds.org.uk](http://www.littlewandlelettersandsounds.org.uk)

In Numeracy, we have been playing 'show me' fingers and looking at the different ways that we can use our fingers to make numbers. We have been exploring different representations of 1, 2 and 3 and matched the numerals to their quantities. We encouraged the children to touch each object as they count. They then recognised that the final number they say is the quantity in that set. Next week we will be encouraging the children to subitise groups of up to 1, 2 and 3 objects which refers to instantly recognising the number of objects without needing to count them. We have also been practising forming the numbers 0-3.




In topic we have enjoyed learning all about Bonfire night. We enjoyed discussing what Bonfire night means and why some people celebrate Bonfire night. We created our own firework paintings with exciting colours and glitter and wrote the sounds that the fireworks made! Next week, we will be learning all about the Owl Babies.

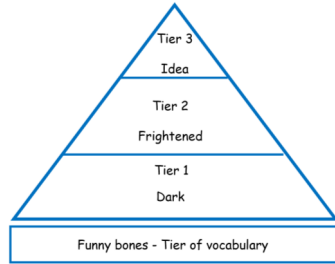
Following on from our enquiry learning, this week's word of the week is: **Bonfire**

If you would like your child to enjoy a bun on a Friday then please send your child into school with 20p. All proceeds will go towards our school's chosen charities. This week our bun money went towards helping Children in Need.

Our class reader this week is: **Funnybones**



Here are the key words below that we have been exploring with the children this week during our class reader sessions.



**Dates for your diary:**

**Tuesday 26<sup>th</sup> November 2:30-3pm** – RV Open Door session

**Thursday 28<sup>th</sup> November 2:30-3pm** – RM Open Door session

**Wednesday 4<sup>th</sup> December at 9:15am** – Reception Christmas Spectacular.

**Thursday 12<sup>th</sup> December at 4:30pm** – Carols around the tree

**Monday 16<sup>th</sup> December** – Reception Christmas Party. (The children can come to school in their party clothes).

**Thursday 19<sup>th</sup> December-** School Christmas Carol Service at St John's Church (pupils only).

**Friday 20<sup>th</sup> December** – Christmas Jumper Day.


This week's 'Talking Topic' is:

I can tell you about Bonfire  
Night and why some  
people celebrate this  
night.

If you do have any concerns or questions do not hesitate to write them in your child's orange home/school book.

Many thanks

Mrs Molloy, Miss Vine and Mrs Rothwell

<b>Decodable Words</b>	<b>a</b>	<b>is</b>	<b>dad</b>	<b>mum</b>
	<b>an</b>	<b>it</b>	<b>had</b>	<b>but</b>
	<b>as</b>	<b>off</b>	<b>back</b>	<b>put</b>
	<b>at</b>	<b>on</b>	<b>and</b>	<b>him</b>
	<b>if</b>	<b>can</b>	<b>get</b>	
	<b>in</b>	<b>big</b>	<b>his</b>	
	<b>up</b>	<b>not</b>	<b>got</b>	
 <b>Tricky words</b>	<b>the</b>	<b>is</b>	<b>I</b>	<b>as</b>