


## Reception Newsletter

Friday 19<sup>th</sup> June 2026

Dear Parents/Carers,

In Literacy this week, we have been practising spelling and writing words containing the two and three letter sounds. We have also been writing captions and sentences remembering to use a capital letter at the beginning, finger spaces between each word and a full stop at the end. We have been practising listening carefully for all the sounds in words such as strap, screen and clown.

In Numeracy, we have been building on our knowledge of visualising from different perspectives and have been learning how to verbalise this by describing scenes using positional language. We have already been using simple positional language in earlier steps and have now begun to build on this by using more complex scenarios. We have been describing scenarios such as the journeys of a small-world character in more depth. We have been describing our route-finding spatial awareness in more detail. The children have been asked questions such as 'Is the lion in front of or behind the bear?' We have practised using stem sentences such as 'I have put the dog next to the cat' and 'The strawberry is positioned in between the apples.' Reading stories such as 'We're going on a bear hunt' will help to develop your child's use of positional language.




This weeks' word of the week is: **Grateful**

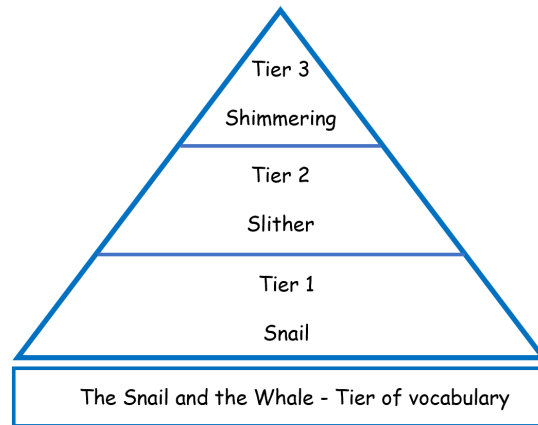
This week's 'Talking Topic' is:

I can use positional language to tell you where something is.

Our class reader this week is: **The snail and the whale**



Here are some of the words that we have been exploring from our class reader this week.



**Monday 6<sup>th</sup> July 2:00pm-3:00pm** - Reception's sports event. Parents/carers are welcome to attend via the Ashlea Avenue entrance (maximum 2 adults per child). The gates will be open between 1:45pm and 1:55pm for you to gather near the Reception unit. You can join us on the school field at 2:00pm once the children are ready in their PE kits. Please ensure your child has their PE kit in school for this day.

If you do have any concerns or questions do not hesitate to write them in your child's home/school book.

Many thanks

The Reception Team

Phase 4 Tricky Words to read:

said	so	have	like
some	come	were	there
little	one	do	when
out	what		

Phase 3 Tricky Words to read and spell:

he	she	we
me	be	was
you	they	all
are	my	her

**Tip-** Try the spelling with magnetic letters or letter cards first, then when your child is confident, move on to writing the words

Read

write

spell

he

she

me

be

we

was

all

you

they

are

my

her