

Year 1 Newsletter

Friday 18th July 2025

Dear Parents/Carers,

Thank you for joining us on Tuesday for our open afternoon. The children had a lovely time showing you the things they have completed throughout the year. On the reverse of this letter you will find some tips for home learning should you wish to use these over the summer in preparation for Year 2.

On Tuesday 2nd September, the children will begin their time in Year 2. Each morning your child can be brought to either the Daisy Road entrance or the Ashlea Avenue gate where they can independently go into school. School staff will stand in the playground to help make sure your child gets to their new classroom. At home time, staff will lead each class out of school into the infant playground. Could parents please wait for the children in the **Infant playground**, it is easier for your children to locate you if you stand back and do not crowd around the steps. When your child sees you, the teacher will then allow your child to go. We ask you to be patient as staff learn new names and faces.























We would like to wish the children well in their new year group and hope you all have a safe and happy holiday.

Miss Hepworth and Miss Nicholson







HOME LEARNING IDEAS – SUMMER 2025

Can you say your Phase 5 sounds?

Grow the code grapheme mat Phase 2, 3 and 5

 s ss c se ce st sc	 t tt	 p pp	 n nn kn gn	 m mm mb	 d dd	 g gg	 c ck cc ch	 r rr wr	 h
 b bb	 f ff ph	 l ll le al	 j g dge ge	 v vv ve	 w wh	 x	 y	 z zz s se ze	 qu
 ch tch ture	 sh ch ti ssi si	 th	 ng	 nk	 a	 ea	 iy	 oa	 ou o-e ou

Grow the code grapheme mat Phase 2, 3 and 5

 ai ay a a-e eigh aigh ey ea	 ee ea e e-e ie y ey	 igh ie i i-e y	 oa o o-e ou oe ow	 oo ue u-e ew ou ui	yoo ue u u-e ew	 ou u* oul	 ar a* al*
 or aw au aur oor al a oar ore	 ur er ir or	 ow ou	 oi oy	 ear ere eer	air are ere ear	zh su si	

*depending on regional accent

Can you read your Phase 5 tricky words?

Phase 5 tricky word

Y1 Au2

their

Point to 'eir'.

Say: This trigraph says *air*.

Phase 5 tricky word

Y1 Au2

people

Point to 'eo'.

Say: This digraph says *ee*.

Point to 'le'.

Say: This digraph says *l*.

Phase 5 tricky word

Y1 Au2

oh

Point to 'oh'.

Say: This digraph says *oa*.

Phase 5 tricky word

Y1 Au2

your

Point to 'our'.

Say: This trigraph says *or*.

Phase 5 tricky word

Y1 Au2

Mr

Point to 'Mr'.

Say: This tricky word says 'mister'.

Phase 5 tricky word

Y1 Au2

Mrs

Point to 'Mrs'.

Say: This tricky word says 'missus'.

Phase 5 tricky word

Y1 Au2

Ms

Point to 'Ms'.

Say: This tricky word says 'muz'.

Phase 5 tricky word

Y1 Au2

ask

Point to 'a'.

Say: This grapheme says *ar**.

*depending on regional accent

Phase 5 tricky word

Y1 Au2

could

Point to 'oul'.

Say: This trigraph says *oo*.

Phase 5 tricky word

Y1 Au2

would

Point to 'oul'.

Say: This trigraph says *oo*.

Phase 5 tricky word

Y1 Au2

should

Point to 'oul'.

Say: This trigraph says *oo*.

Phase 5 tricky word

Y1 Au2

our

Point to 'our'.

Say: This trigraph says *our*.

Phase 5 tricky word

Y1 Au2

house

Point to 'se'.

Say: This digraph says *s*.

Phase 5 tricky word

Y1 Au2

mouse

Point to 'se'.

Say: This digraph says *s*.

Phase 5 tricky word

Y1 Au2

water

Point to 'a'.

Say: This grapheme says *or*.

Phase 5 tricky word

Y1 Au2

want

Point to 'a'.

Say: This grapheme says *o*.

Phase 5 tricky word

Y1 Spr1

any

Point to 'a'.

Say: This grapheme says *e*.

Phase 5 tricky word

Y1 Spr1

many

Point to 'a'.

Say: This grapheme says *e*.

Phase 5 tricky word

Y1 Spr1

again

Point to 'ai'.

Say: This digraph says *e**.

*depending on regional accent

Phase 5 tricky word

Y1 Spr1

who

Point to 'wh'.

Say: This digraph says *h*.

Point to 'o'.

Say: This grapheme says *oo*.

Phase 5 tricky word

Y1 Spr1

whole

Point to 'wh'.

Say: This digraph says *h*.

Phase 5 tricky word

Y1 Spr1

where

Point to 'ere'.

Say: This trigraph says *air*.

Phase 5 tricky word

Y1 Spr1

two

Point to 'wo'.

Say: This digraph says *oo*.

Phase 5 tricky word

Y1 Spr1

school

Point to 'ch'.

Say: This digraph says *c*.

Phase 5 tricky word

Y1 Spr1

call

Point to 'a'.

Say: This grapheme says *or*.

Phase 5 tricky word

Y1 Spr1

different

Point to 'er'.

Say: This digraph says *r**.

*depending on regional accent

Phase 5 tricky word

Y1 Spr1

thought

Point to 'ough'.

Say: This grapheme says *or*.

Phase 5 tricky word

Y1 Spr1

through

Point to 'ough'.

Say: This grapheme says *oo*.

Phase 5 tricky word

Y1 Spr1

friend

Point to 'ie'.

Say: This digraph says *e*.

Phase 5 tricky word

Y1 Spr1

work

Point to 'or'.

Say: This digraph says *ur*.

Phase 5 tricky word

Y1 Spr2

once

Point to 'o'.

Say: This grapheme says *w-u*.

Phase 5 tricky word

Y1 Spr2

laugh

Point to 'au'.

Say: This digraph says *ar* (or *a**).

Point to 'gh'.

Say: This digraph says *f*.

*depending on regional accent

Phase 5 tricky word

Y1 Spr2

abecuse

Point to 'au'.

Say: This digraph says *o*.

Phase 5 tricky word

Y1 Spr2

eye

Point to 'eye'.

Say: This trigraph says *igh*.

Phase 5 tricky word

Y1 Su2

ubusy

Point to 'u'.

Say: This grapheme says *i*.

Phase 5 tricky word

Y1 Su2

eautiful

Point to 'eau'.

Say: This trigraph says *yoo*.

Phase 5 tricky word

Y1 Su2

epretty

Point to 'e'.

Say: This grapheme says *i*.

Phase 5 tricky word

Y1 Su2

hour

Point to 'h'.

Say: This grapheme is not pronounced.

Point to 'our'.

Say: This trigraph says *our*.

Phase 5 tricky word

Y1 Su2

omove

Point to 'o'.

Say: This grapheme says *oo*.

Phase 5 tricky word

Y1 Su2

oimprove

Point to 'o'.

Say: This grapheme says *oo*.